




# Toilet 1 inch air gap

The hose outlet (A) must be at least 1 inch higher than the overflow pipe (B).


This adjustment has nothing to do with the water level in the tank.

See back side for directions.





pull up this whole section to desired height



*These photos show a common and inexpensive fill valve (ballcock) available at most hardware stores.*

### How to fix it:

- 1) Turn off the water to the toilet.
- 2) Grab the plastic ring and pull it up. You may need both hands or a tool if it's stuck.
- 3) The whole gray section (not just the ring) slides up and down on the black shaft. Grab the whole gray section and pull it up to the height you want. It can usually go higher than the top of the tank because the underside of the lid has space in it.
- 4) Push the plastic ring back down until it clicks into place.